

RegEd module product codes

Product code	Product name
15SFGNAC_01	NAC BenefitSolutions® (fixed index annuity)
15SFGNAC_13	NAC IncomeChoice® (fixed index annuity)
15SFGNAC_09	NAC RetireChoice® (fixed index annuity)
17SFGNAC_21	NAC VersaChoice SM (fixed index annuity)
15SFGNAC_11	North American Charter® Plus (fixed index annuity)
15SFGNAC_05	North American Guarantee Choice® (Multi-year guarantee annuity)
15SFGNAC_18	North American Income® (single premium immediate annuity)
15SFGNAC_16	Performance Choice® (fixed index annuity)
18SFGNAC_19	Strategic Design Annuity SM X (fixed index annuity)

Call Sales Support with questions
866-322-7066



RegEd Basics

Need To Know Terms

Term	Definition
RegEd	Website that we now use
ATP	Annuity Training Platform – this is the system that RegEd uses for product training.
Product Code	Code entered into RegEd to assign training (only used when training is not automatically assigned).
Producer Status Screen	Screen that shows all current product modules that have been assigned to the agent.

Logging In To A-P

Website:

<https://secure.reged.com/TrainingPlatform/>

The screenshot displays the RegEd website interface. At the top left is the IRI logo (Insured Retirement Institute). To its right is the RegEd logo. Further right is a login section with fields for "Login Email Address:" and "Password:", a "Save User Name" checkbox, a "Forgot my password?" link, and a "Go" button. Below the header is a navigation menu with links: "TRAINING PLATFORM", "RULES AND REGULATIONS", "NEWS", "CONTACT US", and "ABOUT US". A welcome message reads: "Welcome to the industry's largest and most comprehensive annuities training platform. Log in now to experience our real-time reciprocity and requirements tracking engine and meet your training requirements today." The main content area features a "Participating Carriers" section on the left with a link to "AIG Annuities" and a link to "Click here for a full list of participating carriers." In the center is a map of the United States with states color-coded: dark purple for "Adopted Requirement", light purple for "Requirement Pending Adoption", and grey for "No Requirements Pending Adoption". To the right of the map is a "Producers Get Started" section with a 3-step process: 1. Register online and create a profile, 2. Complete your state-mandated annuity training, and 3. Complete Carrier-specific courses as they are assigned to you. Below this is a "News" section with three bullet points: "RegEd Named Best Mid-Size Technology Company by the North Carolina Technology Association", "StoneRiver Risk and Compliance Acquires Compliance Assurance Corporation", and "RegEd Receives Double Nomination for 2012 NCTA 21 Awards". At the bottom, there is a "Download our FAQ here." link, contact information for Producers (info@reged.com) and Carriers (sales@reged.com), and a copyright notice "©2010-2015 RegEd".

Logging In To ATP

Enter email and password
here to log into RegEd ATP

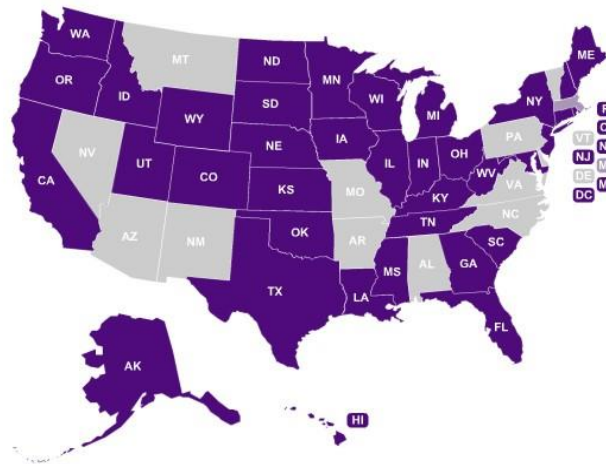
Login Email Address:
Password:
☐ Save User Name
Forgot my password? [Go](#)

Welcome to the industry's largest and most comprehensive annuities training platform. Log in now to experience our real-time reciprocity and requirements tracking engine and meet your training requirements today.

Participating Carriers

AIG Annuities

[Click here for a full list of participating carriers.](#)



[Download our FAQ here.](#)

Producers: Contact us at info@reged.com
Carriers: Contact us at sales@reged.com

Producers Get Started

1. [Register online](#) and create a profile.
2. Complete your state-mandated annuity training.
3. Complete Carrier-specific courses as they are assigned to you.

[Other Available CE Courses](#)

News

- RegEd Named Best Mid-Size Technology Company by the North Carolina Technology Association
- StoneRiver Risk and Compliance Acquires Compliance Assurance Corporation
- RegEd Receives Double Nomination for 2012 NCTA 21 Awards

Logging In To ATP: First Time Registration

The screenshot displays the RegEd website interface. At the top, there is a navigation bar with links for TRAINING PLATFORM, RULES AND REGULATIONS, NEWS, CONTACT US, and ABOUT US. The main header includes the IRI logo, the text 'Insured Retirement Institute', and the 'RegEd' logo. A login section on the right contains fields for 'Login Email Address' and 'Password', a 'Save User Name' checkbox, and a 'Forgot my password?' link with a 'Go' button.

A yellow callout box with a red border and a large arrow pointing to the 'register online' button in the 'Producers Get Started' section contains the text: "If you don't have a login, click on the register online button to register."

The 'Producers Get Started' section lists three steps: 1. Register online and create a profile. 2. Complete your state-mandated annuity training. 3. Complete Carrier-specific courses as they are assigned to you. To the right of this list is a vertical column of state abbreviations: RI, CT, VT, NH, NJ, MA, DE, MD.

Below the 'Producers Get Started' section is a map of the United States with state abbreviations. A legend indicates: dark purple for 'Adopted Requirement', light purple for 'Requirement Pending Adoption', and grey for 'No Requirements Pending Adoption'. A link at the bottom left of the map says 'Click here for a full list of participating carriers.'

At the bottom of the page, there is a 'News' section with three items: 'RegEd Named Best Mid-Size Technology Company by the North Carolina Technology Association', 'StoneRiver Risk and Compliance Acquires Compliance Assurance Corporation', and 'RegEd Receives Double Nomination for 2012 NCTA 21 Awards'. A footer at the bottom right shows the copyright '©2010-2015 RegEd'.

Logging In To ATP: First Time Registration

This is the form you will see when you click on the “register online” link.

To register, you will need to fill out this form, including your social security number (SSN) and National Producer Number (NPN). These fields are highlighted on the screen print.

Once you have filled out this form, click the register button.

The screenshot shows the 'RegEd Self Registration' form. The form is divided into several sections: 'Login Information', 'Identifying Information', 'Business Address', 'Shipping Information', 'Home Information', and 'Terms of Service'. The 'Social Security #' and 'National Producer Number (NPN)' fields are highlighted in yellow. The 'Register' button is at the bottom left, and the 'Clear Form' button is at the bottom right. A 'Secured by D' logo is in the bottom right corner.

RegEd
Self Registration

Login Information
The security questions / answers are required to help you reset your password, if you forget your password.

*Login Email: Will be used as Login Name and Contact Email
*Password: (Passwords must be at least 8 characters, and contain at least 2 alphabetic characters and 2 numbers)
*Verify Password:
*Security Question 1: Select Question ▼ *Answer:
*Security Question 2: Select Question ▼ *Answer:
*Security Question 3: Select Question ▼ *Answer:
(You must select 3 different questions and provide 3 different answers which do not match your password.)

Identifying Information
We require your Social Security Number and Date of Birth to process your CE as per state requirements.

Prefix: ▼
*First Name: *Last Name: MI: Sfx:
*Social Security #: *Verify Social Security #:
*Date of Birth: --
*National Producer Number (NPN): Find NPN

Business Address

*Address Line 1:
Address Line 2:
*City: *State: Select a state ▼ *Zip Code:
*Country: United States ▼
*Phone: Ext:
Fax:

Shipping Information
We require your shipping address to send you your certificates as per state requirements.
☒ Same as Business Address ☐ I want to enter different Shipping Information

Home Information
☒ Same as Business Address ☐ I want to enter different Home Information

Terms of Service
☐ I accept the [Terms of Service](#) and site usage requirements

* Denotes required field

Secured by D
2015-11-23
ABOUT SSL CERTIFICATES

Logging In: Main RegEd Site

RegEd has multiple websites.

These are directions on how to login from other sites: www.reged.com



The screenshot shows the RegEd website interface. At the top, there is a navigation bar with links for "Redeem CE Coupon", "Course Catalog", and "Secure Login". The "Secure Login" link is highlighted with a red rectangular box. Below the navigation bar, there is a search bar and social media icons for Twitter, Facebook, and LinkedIn. The main content area features a headline "Conflicts-of-Interest is High on FINRA's Radar. Do You Have a Plan?" with a "Learn More" button. Below the headline is a video player showing four business professionals in a tug-of-war. A large yellow arrow with a red outline points from the bottom right towards the "Secure Login" link, with the text "Click on Secure Login" inside the arrow. At the bottom of the page, there are four sections: "Broker-Dealers", "Investment Advisors", "Insurance Companies", and "Holding Companies". Below these are three icons: a keyboard with a red arrow pointing down, a compass, and a bar chart with arrows indicating "Quality", "Speed", "Results", and "Costs".

RegEd

Redeem CE Coupon Course Catalog **Secure Login**

Home Solutions Industries Education Company Custom Support

Conflicts-of-Interest is High on FINRA's Radar.
Do You Have a Plan?

Learn More

Click on Secure Login

Broker-Dealers Investment Advisors Insurance Companies Holding Companies

Identify Risk Before It Happens with SCORE Risk Control Center.

Strengthen Organizational Alignment and Governance.

Squeeze Out Inefficiency, Bake in Compliance.

Logging In: Main RegEd Site

On this screen you need to click on “Annuity Training Platform (ATP)” Link. This will take you to the ATP site and you will follow previous directions to login.

RegEd


Secure Log In

* User Name:

* Password:

* Company Code:

☐ Save User Name and Company Code

 [Forgot your password?](#)

[Login](#)

Other RegEd Sites

[Annuity Training Platform \(ATP\) »](#)

[Xchange »](#)

[CEAuthority »](#)

[Financial Training »](#)

[Social Media Archiving & Compliance »](#)

[Quick Answers for Login Problems](#) (* denotes required field)

Login Assistance? Click [here](#) for Live Chat

NAC
North American Company
for Life and Health Insurance

[Home](#) ■ [Contact Us](#) ■ [Privacy](#) ■ [Customer Support](#)

Click Here

Navigating RegEd

Once an Agent has logged in – this is the screen they will see:

The screenshot displays the RegEd web application interface. At the top left is the IRI logo and the RegEd text. A vertical menu on the left contains the following items: Welcome, Producer Status, Enter Product Code, Optional Insurance CE, My Certificates, My Account, FAQs, Midland National Life Insurance Company, and North American Company for Life & Health Insurance. The main content area is titled "Producer Status" and contains two sections. The first section, "Annuities State Suitability Compliance Summary", includes a table with columns: State, Resident?, Requirement Met?, Product Type, and Course Status. The data row shows "Iowa", "Yes", "Yes", "Fixed & Variable", and a "View My Courses" button. Below this table is a "Manage My State Suitability Requirements" button. The second section, "Carrier-Specific Product Training", is for the "North American Company for Life & Health Insurance". It lists several training modules with their completion status and a "Go To Requirement" button for each. The modules and their completion dates are: NAC BenefitSolutions Series (15SFGNAC_01), NAC IncomeChoice (15SFGNAC_02), NAC Performance Choice Series (15SFGNAC_04) (01/08/2007), NAC Traditional Fixed & SPIA (15SFGNAC_05) (01/08/2007), NAC Compliance and Annuities 101 (15SFGNAC_07) (01/08/2007), 12-15 - NAC RetireChoice (15SFGNAC_09), 12-15 - NAC Charter Plus (15SFGNAC_11), and 12-15 - NAC Additional Fixed Index Annuities (15SFGNAC_10).

State	Resident?	Requirement Met?	Product Type	Course Status
Iowa	Yes	Yes	Fixed & Variable	View My Courses

[Manage My State Suitability Requirements](#)

Carrier-Specific Product Training

North American Company for Life & Health Insurance


Training Module	Completion Date	Completion Status	Action
NAC BenefitSolutions Series (15SFGNAC_01)			Go To Requirement
NAC IncomeChoice (15SFGNAC_02)			Go To Requirement
NAC Performance Choice Series (15SFGNAC_04)	01/08/2007	Completed	
NAC Traditional Fixed & SPIA (15SFGNAC_05)	01/08/2007	Completed	
NAC Compliance and Annuities 101 (15SFGNAC_07)	01/08/2007	Completed	
12-15 - NAC RetireChoice (15SFGNAC_09)			Go To Requirement
12-15 - NAC Charter Plus (15SFGNAC_11)			Go To Requirement
12-15 - NAC Additional Fixed Index Annuities (15SFGNAC_10)			Go To Requirement

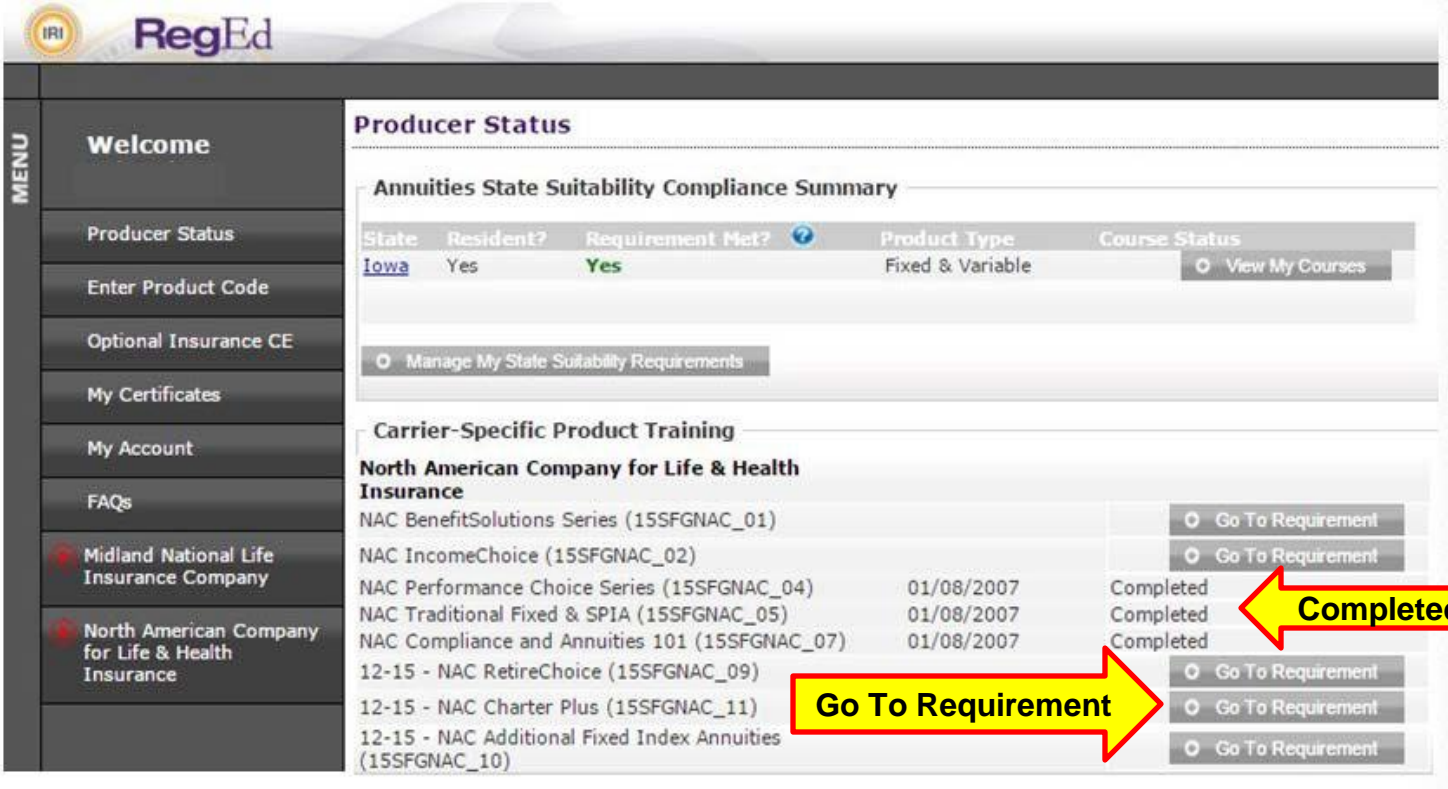


Annuity


Navigating RegEd

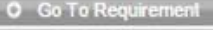




Courses that are already completed will be marked “**completed**” and the agent can no longer review them.

Courses that are not yet completed will have this symbol by them:  In order to take these course, the agent will click on the “Go To Requirement” Button.



The screenshot shows the RegEd interface. On the left is a 'MENU' sidebar with options: Welcome, Producer Status, Enter Product Code, Optional Insurance CE, My Certificates, My Account, FAQs, Midland National Life Insurance Company, and North American Company for Life & Health Insurance. The main content area is titled 'Producer Status' and contains two sections: 'Annuities State Suitability Compliance Summary' and 'Carrier-Specific Product Training'. The first section shows a table with columns: State, Resident?, Requirement Met?, Product Type, and Course Status. The second section shows a table of training courses for the North American Company for Life & Health Insurance. The table has columns for course name, date, and status. The status column shows 'Completed' for several courses. A red arrow points to the 'Completed' status, and another red arrow points to the 'Go To Requirement' button.

State	Resident?	Requirement Met?	Product Type	Course Status
Iowa	Yes	Yes	Fixed & Variable	

Course Name	Date	Status	Action
NAC BenefitSolutions Series (15SFGNAC_01)			
NAC IncomeChoice (15SFGNAC_02)			
NAC Performance Choice Series (15SFGNAC_04)	01/08/2007	Completed	
NAC Traditional Fixed & SPIA (15SFGNAC_05)	01/08/2007	Completed	
NAC Compliance and Annuities 101 (15SFGNAC_07)	01/08/2007	Completed	
12-15 - NAC RetireChoice (15SFGNAC_09)			
12-15 - NAC Charter Plus (15SFGNAC_11)			
12-15 - NAC Additional Fixed Index Annuities (15SFGNAC_10)			

Navigating RegEd

If an agent wants to take a course that is NOT assigned to them, they will click on the “Enter Product Code” Button


The screenshot shows the RegEd website interface. On the left is a vertical menu with the following items: Welcome, Producer Status, Enter Product Code (highlighted with a red box), Optional Insurance CE, My Certificates, My Account, FAQs, Midland National Life Insurance Company, and North American Company for Life & Health Insurance. The main content area is titled 'Producer Status' and contains two sections. The first section is 'Annuities State Suitability Compliance Summary' and includes a table with columns: 'Requirement Met?', 'Product Type', and 'Course Status'. The 'Requirement Met?' column has a question mark icon. The 'Product Type' column shows 'Fixed & Variable'. The 'Course Status' column has a 'View My Courses' button. Below this table is a button labeled 'Manage My State Suitability Requirements'. The second section is 'Carrier-Specific Product Training' for the 'North American Company for Life & Health Insurance'. It lists several training modules with their IDs and completion status. The 'Go To Requirement' button is highlighted in the table.

Requirement Met?	Product Type	Course Status
?	Fixed & Variable	View My Courses

Carrier-Specific Product Training		
North American Company for Life & Health Insurance		
NAC BenefitSolutions Series (15SFGNAC_01)		Go To Requirement
NAC IncomeChoice (15SFGNAC_02)		Go To Requirement
NAC Performance Choice Series (15SFGNAC_04)	01/08/2007	Completed
NAC Traditional Fixed & SPIA (15SFGNAC_05)	01/08/2007	Completed
NAC Compliance and Annuities 101 (15SFGNAC_07)	01/08/2007	Completed
12-15 - NAC RetireChoice (15SFGNAC_09)		Go To Requirement
12-15 - NAC Charter Plus (15SFGNAC_11)		Go To Requirement
12-15 - NAC Additional Fixed Index Annuities (15SFGNAC_10)		Go To Requirement

Navigating RegEd

The agent needs to enter the Product Code in that correct field and then click submit. This will allow them to see the training on their Producer Status Screen

**RegEd**

MENU

Welco
Lori Bochner

Producer Status

Enter Product Code

Optional Insurance CE

My Certificates

My Account

FAQs

Midland National Life Insurance Company

North American Company for Life & Health Insurance

Just-In-Time Product Training

Please supply the Product Code provided by your carrier below.

After you supply the Product Code your assigned carrier-specific requirement(s) will appear on your Producer Status page to complete. If you do not complete the assigned carrier-specific requirement(s), you may come back and re-enter the Product Code provided at any time to access the requirement(s) again.

Your carrier will be notified of the status of your completion(s).

Product Code:

Submit

Product Code	NAC Module Name
15SFGNAC_01	NAC BenefitSolutions Series
15SFGNAC_13	NAC IncomeChoice With Threshold Participation REV 5-2016
15SFGNAC_09	NAC RetireChoice & Income Pay Plus/Income Pay Riders
15SFGNAC_15	NAC Performance Choice Series With Threshold Participation REV 5-2016
15SFGNAC_05	NAC Traditional Fixed & SPIA
15SFGNAC_10	NAC Additional Fixed Index Annuities & Income Pay Plus/Income Pay Riders
15SFGNAC_07	NAC Compliance and Annuities 101
15SFGNAC_11	NAC Charter Plus & Income Pay Plus/Income Pay Riders

Enter Product Code Here & Click Submit

Navigating RegEd

The agent will now see the training on their Producer Status Screen:

The screenshot displays the RegEd interface. On the left is a vertical menu with options: Welcome, Producer Status, Enter Product Code, Optional Insurance CE, My Certificates, My Account, FAQs, Midland National Life Insurance Company, and North American Company for Life & Health Insurance. The main content area is titled 'Producer Status' and contains two sections. The first section, 'Annuities State Suitability Compliance Summary', shows a table with columns: State, Resident?, Requirement Met?, Product Type, and Course Status. The row for Iowa shows 'Yes' for Resident and Requirement Met, and 'Fixed & Variable' for Product Type. A 'View My Courses' button is next to it. Below this is a 'Manage My State Suitability Requirements' button. The second section, 'Carrier-Specific Product Training', lists training requirements for the North American Company for Life & Health Insurance. It includes a table with columns for training name, date, and status. The training items are: NAC BenefitSolutions Series (15SFGNAC_01), NAC IncomeChoice (15SFGNAC_02), NAC Performance Choice Series (15SFGNAC_04), NAC Traditional Fixed & SPIA (15SFGNAC_05), NAC Compliance and Annuities 101 (15SFGNAC_07), 12-15 - NAC RetireChoice (15SEGNAC_09), 12-15 - NAC Charter Plus (15SFGNAC_11), and 12-15 - NAC Additional Fixed Index Annuities (15SFGNAC_10). Each item has a 'Go To Requirement' button. A red box highlights the last two items, and a yellow arrow points to them with the text 'Now Training Shows up!'.

State	Resident?	Requirement Met?	Product Type	Course Status
Iowa	Yes	Yes	Fixed & Variable	View My Courses

Training Name	Date	Status	Action
NAC BenefitSolutions Series (15SFGNAC_01)			Go To Requirement
NAC IncomeChoice (15SFGNAC_02)			Go To Requirement
NAC Performance Choice Series (15SFGNAC_04)	01/08/2007	Completed	
NAC Traditional Fixed & SPIA (15SFGNAC_05)	01/08/2007	Completed	
NAC Compliance and Annuities 101 (15SFGNAC_07)	01/08/2007	Completed	
12-15 - NAC RetireChoice (15SEGNAC_09)			Go To Requirement
12-15 - NAC Charter Plus (15SFGNAC_11)			Go To Requirement
12-15 - NAC Additional Fixed Index Annuities (15SFGNAC_10)			Go To Requirement